

English*Connect* 1

Welcome!





Unit 1: Introduction

Lessons 1–5

Introducing Myself

Objectives

I will learn to:

- Introduce myself and others.
- Ask about personal information.
- Describe my hobbies and interests.
- Apply principles of learning by study and by faith.



Lesson 1

Introductory Lesson

Objective: I will learn to introduce myself and others.

Opening Prayer



Discuss the Principle of Learning

You Are a Child of God

20–30 minutes

Read the principle of learning for this lesson aloud.

Discuss the questions.

You Are a Child of God

Read the principle of learning for this lesson aloud.

I am a child of God with eternal potential and purpose.

Did you know that one of the most important things you can do to achieve a goal is to focus on your beliefs about yourself? Your beliefs about your ability will have a significant impact on your effort and outcomes. You may doubt your abilities because of previous failure. The good news is you can change your beliefs! When you change your beliefs about yourself, you can change your results. The power to change your beliefs about yourself comes from understanding your true nature.

You Are a Child of God

You are a child of God. He loves you. As His child, you have eternal potential and purpose. You have the ability to learn and change. You have the ability to grow and improve. God wants to help you progress. He wants to partner with you to help you achieve your potential. Partnering with God in learning English will help you know Him better. He will also help you know yourself better.

You Are a Child of God

You can pray to God. He will hear you. You can ask Him to help you learn English. You can thank Him for your blessings. As you pray, pay attention to your thoughts and feelings. You can know that God is there, He loves you, and He wants to help you. You can choose to believe that you are a child of God with eternal potential, and you can seek His help to learn English.

You Are a Child of God

Discuss the questions.

- How does knowing you are a child of God influence your beliefs about yourself?
- How can knowing you are a child of God help you learn English?

Activity 1: Practice the Pattern

15–20 minutes

Part 1: Review the vocabulary list with a partner.

When you learn vocabulary, focus on the meaning and pronunciation of each word.

Part 2: Practice pattern 1 with a partner.

Practice the patterns with a partner. Your goal is to ask and answer questions confidently and understand what is being said.

Part 1: Review the vocabulary list with a partner.

I/my

you/your

he/his

she/her

no

yes

name

please

thank

you/thanks

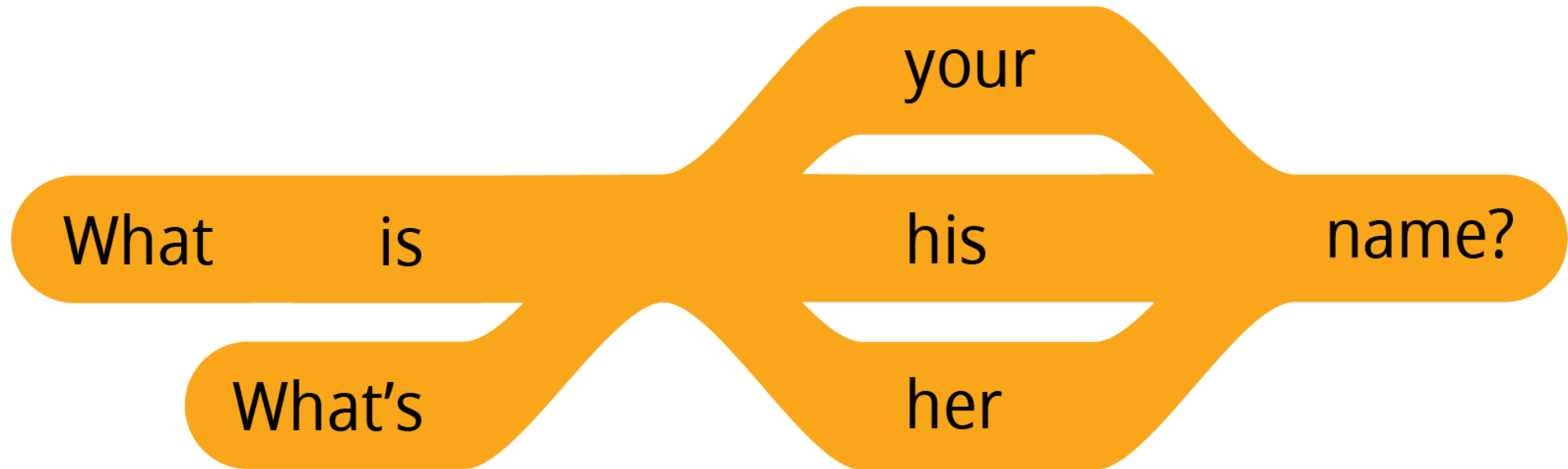
What is ... ?

Nice to meet
you.

Part 2: Practice pattern 1 with a partner.

Practice asking questions.

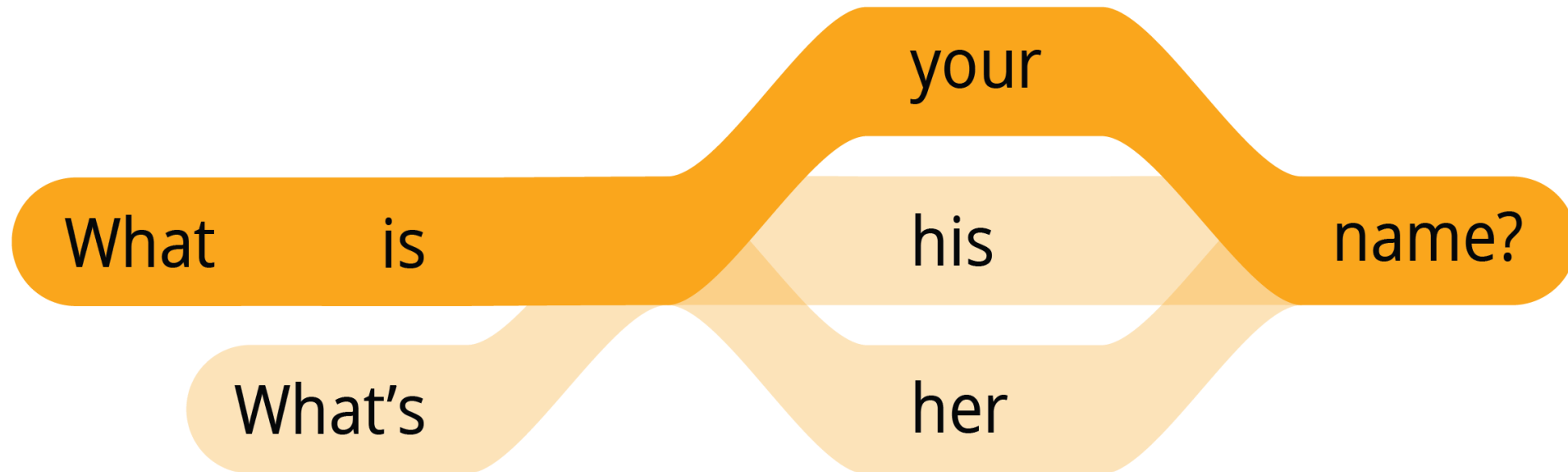
Create as many questions as you can.



Part 2: Practice pattern 1 with a partner.

Practice asking questions.

Create as many questions as you can.

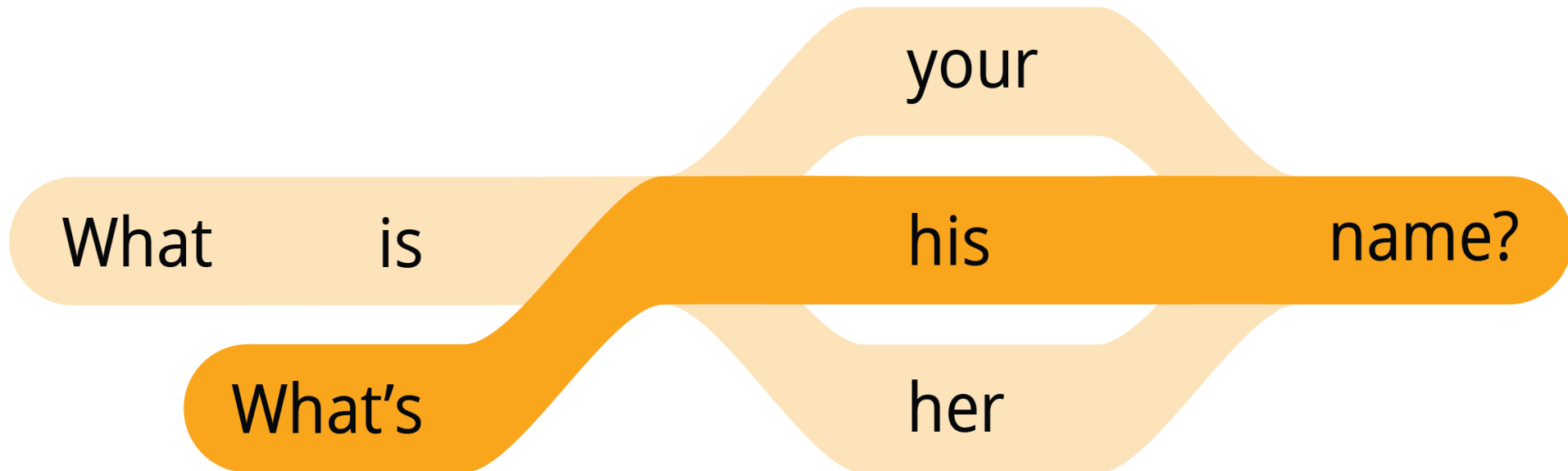


Example 1: *What is your name?*

Part 2: Practice pattern 1 with a partner.

Practice asking questions.

Create as many questions as you can.



Example 2: *What's his name?*

Part 2: Practice pattern 1 with a partner.

Practice answering questions.

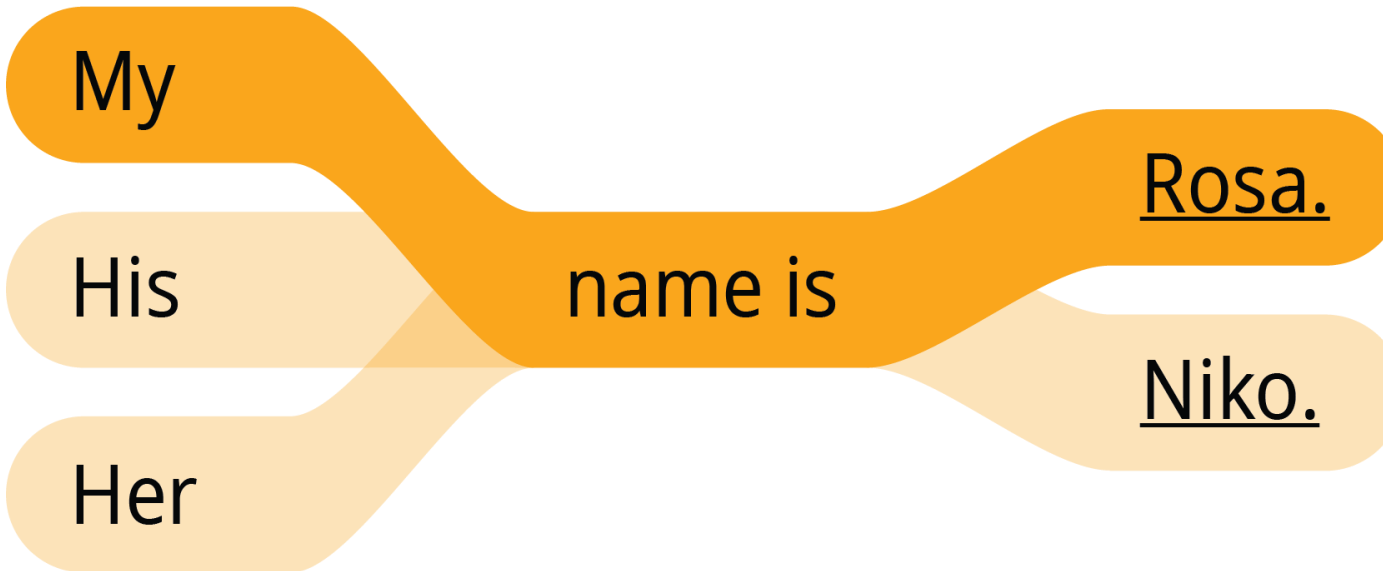
Create as many answers as you can. You can replace the underlined words with your own words.



Part 2: Practice pattern 1 with a partner.

Practice answering questions.

Create as many answers as you can. You can replace the underlined words with your own words.



Example 1: *My name is Rosa.*

Part 2: Practice pattern 1 with a partner.

Practice answering questions.

Create as many answers as you can. You can replace the underlined words with your own words.

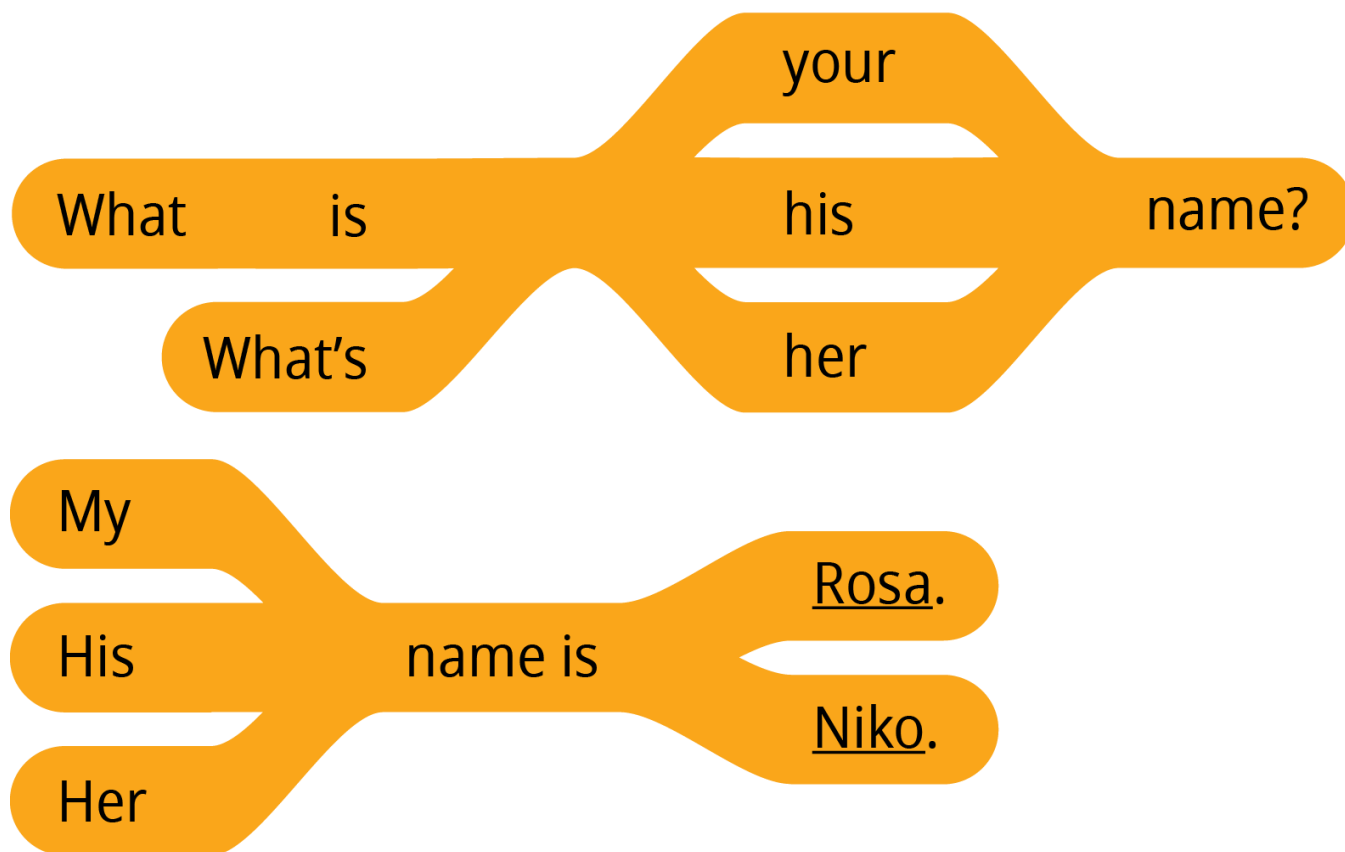


Example 2: *His name is Niko.*

Part 2: Practice pattern 1 with a partner.

Practice a conversation using the patterns.

Ask and answer questions using the patterns.



Example

A: Hi! What is your name?

B: Hello! My name is _____.

A: Nice to meet you.

B: What's your name?

A: My name is _____.

B: Nice to meet you.

A: What's her name?

B: Her name is Rosa.

5–10 minutes

Activity 2: Create Your Own Sentences

Look at the pictures. Ask and answer questions about each person's name. Take turns.

Talia



A: What's her name?

B: Her name is Talia.

Marco



Nat



Mari



Jean



Sam



Activity 3: Create Your Own Conversations

Part 1

Meet your group. Ask the name of each learner in your group. Be creative! Use as many words as you know.

Example

A: Hi, what's your name?

B: My name is Mei. What is your name?

A: My name is Sione. Nice to meet you.

B: Nice to meet you. Goodbye.

A: Bye!

10–15 minutes

Activity 3: Create Your Own Conversations

Part 2

Find a partner and introduce your partner to your group.

Example

A: Hi, what's her name?

B: Her name is Luna. What is his name?

A: His name is Seth.

Evaluate

5–10 minutes

Evaluate your progress on the objectives and your efforts to practice English daily.

Evaluate Your Progress

5 minutes

I can:

   *Say my name and others' names.*

   *Say hello and goodbye.*

   *Understand how EnglishConnect can help me learn English.*

Evaluate Your Efforts

5 minutes

Evaluate your efforts to:

- Study the principle of learning.
- Memorize vocabulary.
- Practice the patterns.
- Practice daily.

Set a goal: _____ .

Share your goal with a partner.

Minimal Effort ●

Moderate Effort ●

Significant Effort ●

Act in Faith to Study English Daily

Read the quote aloud with your group.

“Each of us has a divine potential because each is a child of God. Each is equal in His eyes. The implications of this truth are profound.”

(Russell M. Nelson, “Let God Prevail,” Ensign or Liahona, Nov. 2020, 94)



Closing Prayer

Closing Prayer

You can use the following vocabulary and patterns to start praying in English.

“Dear Heavenly Father,
We thank Thee

I thank Thee for my blessings.

We thank Thee for our *noun*

We ask Thee.....

bless my family.

noun

I ask Thee to help me

learn English.

We ask Thee to help us

verb

bless our families.

noun

In the name of Jesus Christ, Amen.”

Nouns

- blessing
- teacher
- group
- family / families

Verbs

- learn
- speak
- teach
- bless
- press forward



Congratulations!

Preparing for lesson 2

Personal Information

- *Study the principle of learning.*
- *Memorize vocabulary.*
- *Practice the patterns.*
- *Practice daily.*

English*Connect*

LEARN ENGLISH AND FOSTER FAITH

Copyright and Licensing

EnglishConnect is a program provided by The Church of Jesus Christ of Latter-day Saints. All rights to EnglishConnect materials are owned or licensed by Intellectual Reserve, Inc. for use by Church units such as stakes, districts, and missions. Any other use of EnglishConnect materials requires prior written permission. To request permission to use EnglishConnect materials, please complete a request form at Permissions.ChurchofJesusChrist.org.