

# English*Connect* 1

Welcome!





## Lesson 8

# Everyday Common Items

Objective: I will learn to use this, that, these, and those to ask about what belongs to someone.

# Opening Prayer



# Discuss the Principle of Learning

## Press Forward

*20–30 minutes*

Read the principle of learning for this lesson aloud.

Discuss the questions.

## Discuss the Principle of Learning

# Press Forward

**Read the principle of learning for this lesson aloud.**

*With God's help, I can press forward even when I face obstacles.*

All of us face challenges in life. Sometimes our challenges make it difficult to accomplish our goals. Nephi, a prophet and leader in the Book of Mormon, experienced many challenges. He spent his whole life teaching and serving his people. He knew they would face hard challenges and he wanted to help them know how to persist. Nephi taught:

## **Discuss the Principle of Learning**

# **Press Forward**

---

“Press forward with a steadfastness in Christ, having a perfect brightness of hope, and a love of God and of all men” (2 Nephi 31:20).

# Press Forward

You can press forward too. To “press forward with steadfastness in Christ” means you can keep trying, trusting in Jesus Christ, even when things are difficult. You trust that He will bless your efforts even when things are hard or when you make mistakes. For example, maybe you notice that you are making mistakes when you try to speak English. Maybe you have a hard time remembering new words. You can press forward and keep practicing every day, trusting He will help you learn. No matter what challenges you face, you can press forward with faith.

## Discuss the Principle of Learning

# Press Forward

---

### Discuss the questions.

- What are ways that you can “press forward” in learning English?
- What helps you keep trying when things are difficult?

# Activity 1: Practice the Patterns

*15–20 minutes*

Review the vocabulary list with a partner.

Practice pattern 1 with a partner:

- Practice asking questions.
- Practice answering questions.
- Practice a conversation using the patterns.

Repeat for pattern 2.

## Activity 1: Practice the Patterns

Review the vocabulary list with a partner.

*3–5 minutes*

	<b>Nouns</b>	
not	book/books	pen/pens
this/these	chair/chairs	pencil/pencils
that/those	clock/clocks	phone/phones
	computer/computers	table/tables
	key/keys	wallet/wallets
	notebook/notebooks	watch/watches

# Activity 1: Practice Pattern 1

3–5 minutes

EnglishConnect 1

Q: What is this?

A: This is a (noun).

## Nouns

book/books

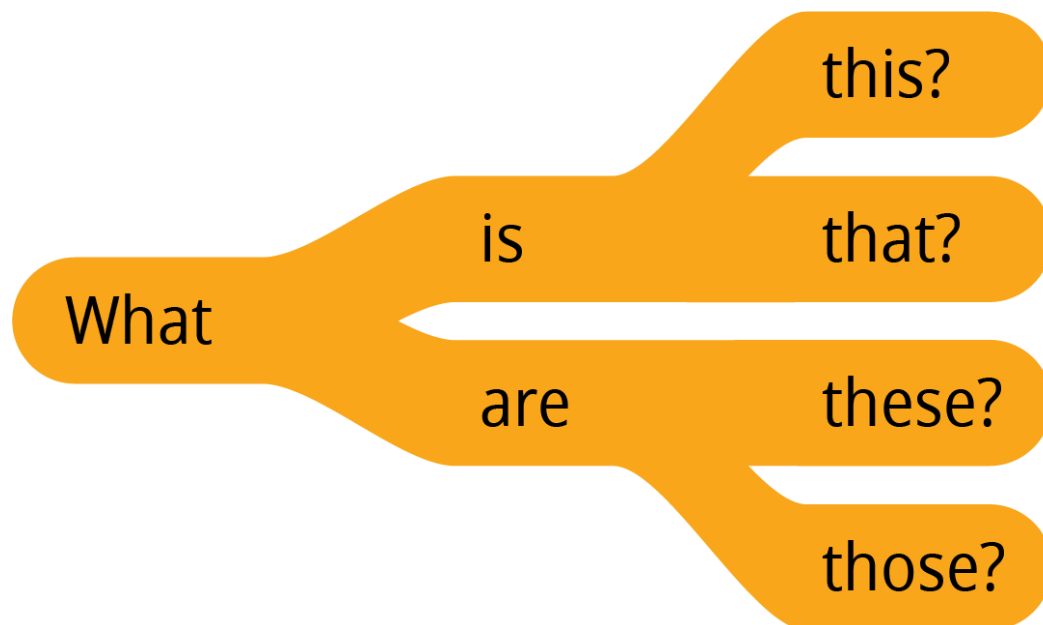
chair/chairs

pen/pens

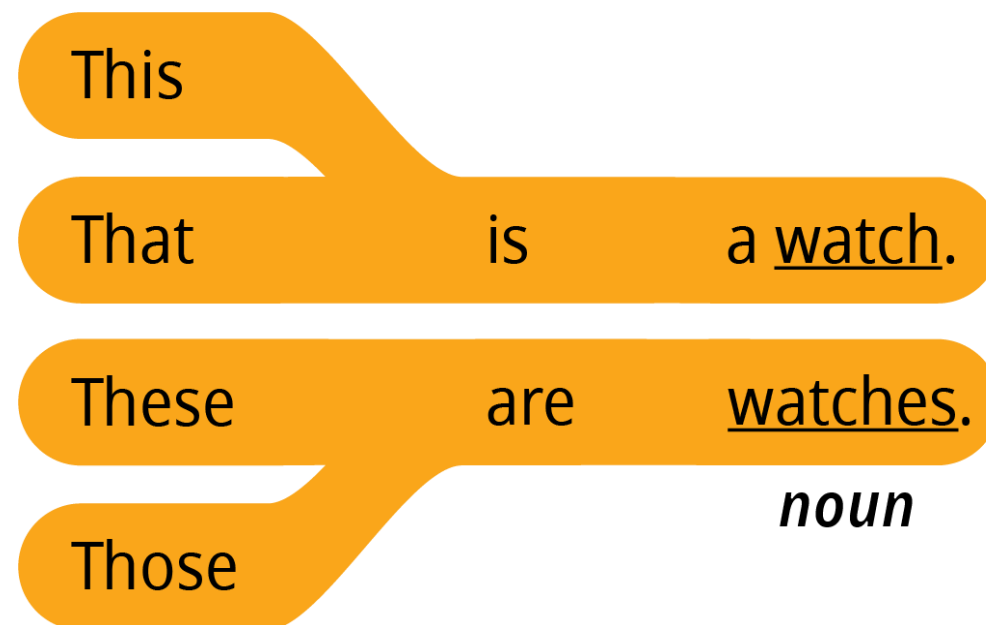
phone/phones

table/tables

Questions



Answers



## Activity 1: Practice Pattern 2

3–5 minutes

EnglishConnect 1

Q: Is this my (noun)?

A: Yes, it is.

### Nouns

computer/computers

key/keys

notebook/notebooks

pencil/pencils

table/tables

### Questions

Is this my book?

Are these my books?

*noun*

### Answers

it is.

Yes, they are.

No, it is not.

they are not.

**10–15 minutes**

## Activity 2: Create Your Own Sentences

Look at the pictures. Ask and answer questions about the items in each picture. Take turns. Switch partners and practice again.

### Example




A: What are those?

B: Those are books.

A: Are those your books?

B: No, they are not my books.



**15–20 minutes**

## Activity 3: Create Your Own Conversations

Choose five objects in the room. Show them to your partner. Ask and answer questions about each object. Take turns. Switch partners and practice again.

### Example



A: What is that?

B: That is a phone.

A: Is it your phone?

B: Yes, it is.

# Evaluate

*5–10 minutes*

Evaluate your progress on the objectives and your efforts to practice English daily.

# Evaluate Your Progress

*5 minutes*

**I can:**

   *Say what something is.*

   *Use this, that, these, and those.*

   *Ask if something belongs to someone.*

# Evaluate Your Efforts

*5 minutes*

## Evaluate your efforts to:

- Study the principle of learning.
- Memorize vocabulary.
- Practice the patterns.
- Practice daily.

**Set a goal:** \_\_\_\_\_ .

**Share your goal with a partner.**

Minimal Effort ●

Moderate Effort ●

Significant Effort ●

# Act in Faith to Study English Daily

**Read the quote aloud with your group.**

“Don’t you quit. You keep walking. You keep trying. There is help and happiness ahead. ... It will be all right in the end. Trust God and believe in good things to come.”

*(Jeffrey R. Holland, “‘An High Priest of Good Things to Come,’” Ensign, Nov. 1999, 38)*



# Closing Prayer

## Closing Prayer

You can use the following vocabulary and patterns to start praying in English.

“Dear Heavenly Father,  
We thank Thee.....

I thank Thee for my blessings.  
We thank Thee for our *noun*

We ask Thee.....

ask Thee to bless my family. *noun*  
I ask Thee to help me learn English. *verb*  
We ask Thee to help us bless our families. *noun*

In the name of Jesus Christ, Amen.”

### Nouns

- blessing
- teacher
- group
- family / families

### Verbs

- learn
- speak
- teach
- bless
- press forward

# Congratulations!

## Preparing for lesson 9

### Clothing and Colors

- *Study the principle of learning.*
- *Memorize vocabulary.*
- *Practice the patterns.*
- *Practice daily.*



# English*Connect*

LEARN ENGLISH AND FOSTER FAITH

# Copyright and Licensing

EnglishConnect is a program provided by The Church of Jesus Christ of Latter-day Saints. All rights to EnglishConnect materials are owned or licensed by Intellectual Reserve, Inc. for use by Church units such as stakes, districts, and missions. Any other use of EnglishConnect materials requires prior written permission. To request permission to use EnglishConnect materials, please complete a request form at [Permissions.ChurchofJesusChrist.org](https://Permissions.ChurchofJesusChrist.org).